

OSA CON 24



FROM RAW DATA TO INSIGHTS: INTRODUCTION TO DATA PREPROCESSING

Odeajo, Israel
AI Engineer

November 19-21, 2024

About me



Data coach / AI developer, Join Momentum, UK

Machine Learning Engineer, Robotics & Artificial Intelligence of Nigeria

Data trainer 2023, Atlan turing institute, UK

Tableau data dev ambassador, 2022

Google Tensorflow Developer Certified



What is data preprocessing?

Data preprocessing is the process of cleaning, organizing, and transforming raw data so that it can be used for analysis, modeling, or machine learning

Data preprocessing is the process of transforming raw data into an understandable format. It is also an important step in data mining as we cannot work with raw data. The quality of the data should be checked before applying machine learning or data mining algorithms.



Tom wants to sell his cars.



How much money should he sell his car for?

The price he sets should not be too high, but not too low either.

How can we help Tom determine the best price for his car?

- Is there data on the prices of other cars and their characteristics?
- What features of cars affect their prices?
 - Color? Brand? Horsepower? Something else?
- Asking the right questions in terms of data

Tom





3,?,alfa-romero,gas,std,two,convertible,rwd,front,88.60,168.80,64.10,48.80,2548,dohc,four,130,mpfi,3.47,2.68,9.00,111,5000,21,27,13495
3,?,alfa-romero,gas,std,two,convertible,rwd,front,88.60,168.80,64.10,48.80,2548,dohc,four,130,mpfi,3.47,2.68,9.00,111,5000,21,27,16500
1,?,alfa-romero,gas,std,two,hatchback,rwd,front,94.50,171.20,65.50,52.40,2823,ohcv,six,152,mpfi,2.68,3.47,9.00,154,5000,19,26,16500
2,164,audi,gas,std,four,sedan,fwd,front,99.80,176.60,66.20,54.30,2337,ohc,four,109,mpfi,3.19,3.40,10.00,102,5500,24,30,13950
2,164,audi,gas,std,four,sedan,4wd,front,99.40,176.60,66.40,54.30,2824,ohc,five,136,mpfi,3.19,3.40,8.00,115,5500,18,22,17450
2,?,audi,gas,std,two,sedan,fwd,front,99.80,177.30,66.30,53.10,2507,ohc,five,136,mpfi,3.19,3.40,8.50,110,5500,19,25,15250
1,158,audi,gas,std,four,sedan,fwd,front,105.80,192.70,71.40,55.70,2844,ohc,five,136,mpfi,3.19,3.40,8.50,110,5500,19,25,17710
1,?,audi,gas,std,four,wagon,fwd,front,105.80,192.70,71.40,55.70,2954,ohc,five,136,mpfi,3.19,3.40,8.50,110,5500,19,25,18920
1,158,audi,gas,turbo,four,sedan,fwd,front,105.80,192.70,71.40,55.90,3086,ohc,five,131,mpfi,3.13,3.40,8.30,140,5500,17,20,23875
0,?,audi,gas,turbo,two,hatchback,4wd,front,99.50,178.20,67.90,52.00,3053,ohc,five,131,mpfi,3.13,3.40,7.00,160,5500,16,22,?
2,192,bmw,gas,std,two,sedan,rwd,front,101.20,176.80,64.80,54.30,2395,ohc,four,108,mpfi,3.50,2.80,8.80,101,5800,23,29,16430
0,192,bmw,gas,std,four,sedan,rwd,front,101.20,176.80,64.80,54.30,2395,ohc,four,108,mpfi,3.50,2.80,8.80,101,5800,23,29,16925
0,188,bmw,gas,std,two,sedan,rwd,front,101.20,176.80,64.80,54.30,2710,ohc,six,164,mpfi,3.31,3.19,9.00,121,4250,21,28,20970
0,188,bmw,gas,std,four,sedan,rwd,front,101.20,176.80,64.80,54.30,2765,ohc,six,164,mpfi,3.31,3.19,9.00,121,4250,21,28,21105
1,?,bmw,gas,std,four,sedan,rwd,front,103.50,189.00,66.90,55.70,3055,ohc,six,164,mpfi,3.31,3.19,9.00,121,4250,20,25,24565
0,?,bmw,gas,std,four,sedan,rwd,front,103.50,189.00,66.90,55.70,3230,ohc,six,209,mpfi,3.62,3.39,8.00,182,5400,16,22,30760
0,?,bmw,gas,std,two,sedan,rwd,front,103.50,193.80,67.90,53.70,3380,ohc,six,209,mpfi,3.62,3.39,8.00,182,5400,16,22,41315

<https://archive.ics.uci.edu/ml/machine-learning-databases/autos/>




**When I started
cleaning data**



**When I finished
cleaning data**



1. Scientifics Computing Libraries

-  **Pandas**
(Data structures & tools)
-  **NumPy**
(Arrays & matrices)
-  **SciPy**
(Integrals, solving differential equations, optimization)

df.head()

header

	0	1	2	3	4	5	6	7	8	9	...	16	17	18	19	20	21	22	23	24	25
0	3	?	alfa-romero	gas	std	two	convertible	rwd	front	88.6	...	130	mpfi	3.47	2.68	9.0	111	5000	21	27	13495
1	3	?	alfa-romero	gas	std	two	convertible	rwd	front	88.6	...	130	mpfi	3.47	2.68	9.0	111	5000	21	27	16500
2	1	?	alfa-romero	gas	std	two	hatchback	rwd	front	94.5	...	152	mpfi	2.68	3.47	9.0	154	5000	19	26	16500
3	2	164	audi	gas	std	four	sedan	fwd	front	99.8	...	109	mpfi	3.19	3.40	10.0	102	5500	24	30	13950
4	2	164	audi	gas	std	four	sedan	4wd	front	99.4	...	136	mpfi	3.19	3.40	8.0	115	5500	18	22	17450

n = 5

No.	Attribute name	attribute range	No.	Attribute name	attribute range
1	symboling	-3, -2, -1, 0, 1, 2, 3.	14	curb-weight	continuous from 1488 to 4066.
2	normalized-losses	continuous from 65 to 256.	15	engine-type	dohc, dohcv, l, ohc, ohcf, ohcv, rotor.
3	make	audi, bmw, etc.	16	num-of-cylinders	eight, five, four, six, three, twelve, two.
4	fuel-type	diesel, gas.	17	engine-size	continuous from 61 to 326.
5	aspiration	std, turbo.	18	fuel-system	1bbl, 2bbl, 4bbl, idi, mfi, mpfi, spdi, spfi.
6	num-of-doors	four, two.	19	bore	continuous from 2.54 to 3.94.
7	body-style	hardtop, wagon, etc.	20	stroke	continuous from 2.07 to 4.17.
8	drive-wheels	4wd, fwd, rwd.	21	compression-ratio	continuous from 7 to 23.
9	engine-location	front, rear.	22	horsepower	continuous from 48 to 288.
10	wheel-base	continuous from 86.6 to 120.9.	23	peak-rpm	continuous from 4150 to 6600.
11	length	continuous from 141.1 to 208.1.	24	city-mpg	continuous from 13 to 49.
12	width	continuous from 60.3 to 72.3.	25	highway-mpg	continuous from 16 to 54.
13	height	continuous from 47.8 to 59.8.	26	price	continuous from 5118 to 45400.

Target (Label)

میانگین تلفات متوسط تلفات در هر

<https://archive.ics.uci.edu/ml/machine-learning-databases/autos/imports-85.names>

Adding headers

Replace default header (by `df.columns = headers`)

header
↑

	symboling	normalized-losses	make	fuel-type	aspiration	num-of-doors	body-style	drive-wheels	engine-location	wheel-base	...	engine-size	fuel-system	bore	stroke	compression-ratio	horsepower
0	3	?	alfa-romero	gas	std	two	convertible	rwd	front	88.6	...	130	mpfi	3.47	2.68	9.0	113
1	3	?	alfa-romero	gas	std	two	convertible	rwd	front	88.6	...	130	mpfi	3.47	2.68	9.0	113
2	1	?	alfa-romero	gas	std	two	hatchback	rwd	front	94.5	...	152	mpfi	2.68	3.47	9.0	113
3	2	164	audi	gas	std	four	sedan	fwd	front	99.8	...	109	mpfi	3.19	3.40	10.0	155
4	2	164	audi	gas	std	four	sedan	4wd	front	99.4	...	136	mpfi	3.19	3.40	8.0	155

Basic insights of Dataset – Data Types

Pandas Type	Native Python Type	Description
object	string	numbers and strings
int64	int	Numeric characters
float64	float	Numeric characters with decimals
datetime64, timedelta[ns]	N/A (but see the datetime module in Python's standard library)	time data.

Why check data types?

- potential info and type mismatch
- compatibility with python methods

Missing data

Missing values

- What is missing value?
- Missing values occur when no data value is stored for a variable (feature) in an observation.
- Could be represented as “?”, “N/A”, 0 or just a blank cell.

	symboling	normalized-losses	make	fuel-type	aspiration	num-of-doors	body-style	drive-wheels	engine-location
0 3		NaN ←	alfa-romero	gas	std	two	convertible	rwd	front

How to deal with missing data?

Check with the data collection source

Drop the missing values

- *drop the variable*
- *drop the data entry*

Replace the missing values

- *replace it with an average (of similar datapoints)*
- *replace it by frequency*
- *replace it based on other functions*

Leave it as missing data

OSA CON 24



Data formatting

November 19-21, 2024

Data formatting

- Data are usually collected from different places and stored in different formats.
- Bringing data into a common standard of expression allows users to make meaningful comparison.

Non-formatted:

- confusing
- hard to aggregate
- hard to compare

City
NY
New York
N.Y
N.Y



Formatted:

- more clear
- easy to aggregate
- easy to compare

City
New York
New York
New York
New York

Incorrect data types

- Sometimes the wrong data type is assigned to a feature.

```
df["price"].tail(5)
```

```
200    16845  
201    19045  
202    21485  
203    22470  
204    22625
```

```
Name: price, dtype: object
```


Data types in python and pandas

- There are many data types in pandas
- Objects : "A", "Hello"..
- Int64 : 1,3,5
- Float64 : 2.123, 632.31,0.12

Data Normalization

age	income
20	100000
30	20000
40	500000



age	income
0.2	0.2
0.3	0.04
0.4	1

Not-normalized

- “age” and “income” are in different range.
- hard to compare
- “income” will influence the result more

Normalized

- similar value range.
- similar intrinsic influence on analytical model.

Methods of normalizing data

Several approaches for normalization:

①

$$x_{new} = \frac{x_{old}}{x_{max}}$$

Simple Feature scaling

②

$$x_{new} = \frac{x_{old} - x_{min}}{x_{max} - x_{min}}$$

Min-Max

③

$$x_{new} = \frac{x_{old} - \mu}{\sigma}$$

Z-score



Thank you!



Q&A



Odeajo Israel Olanrewaju



@israelkingz1